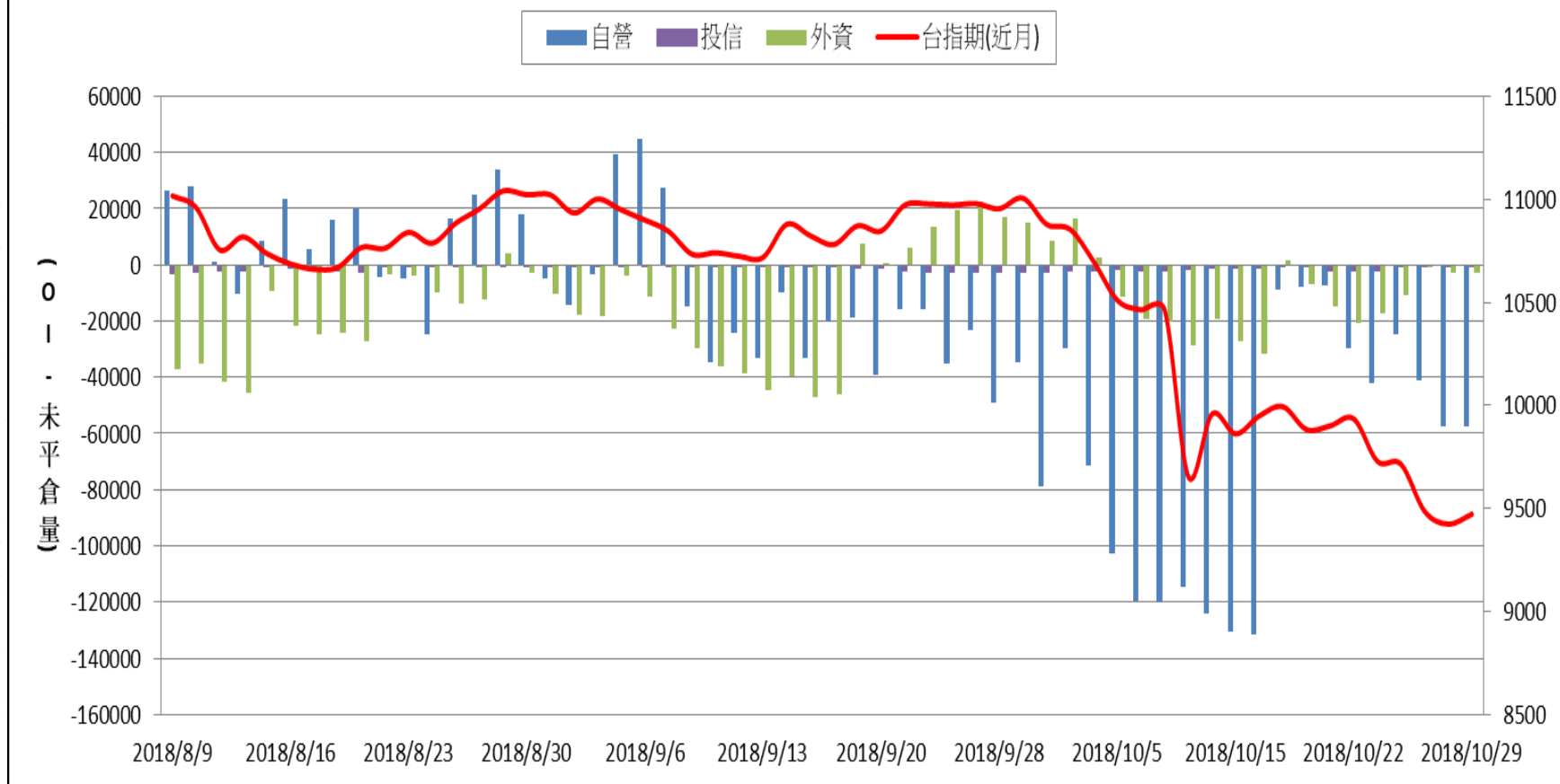
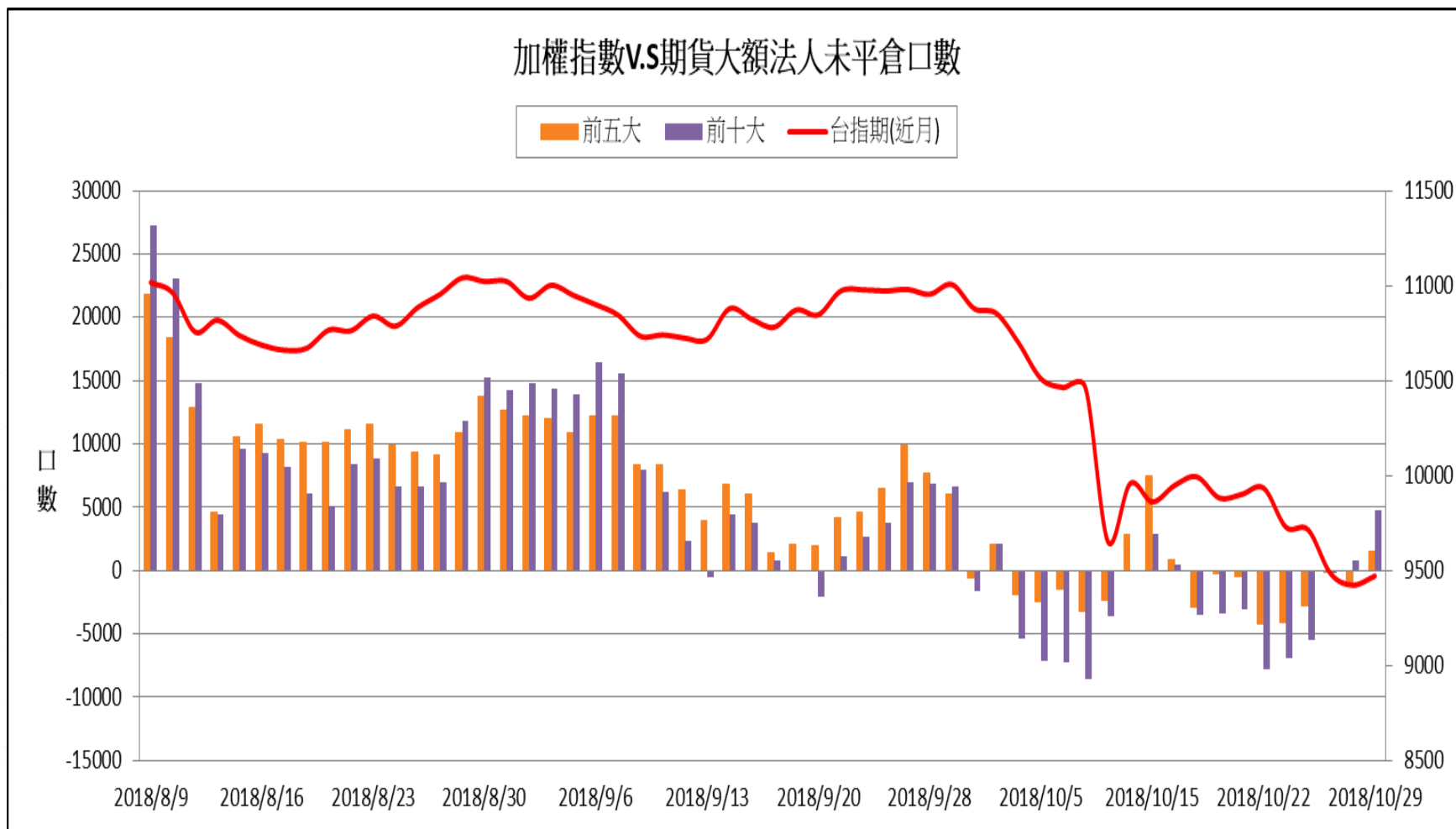
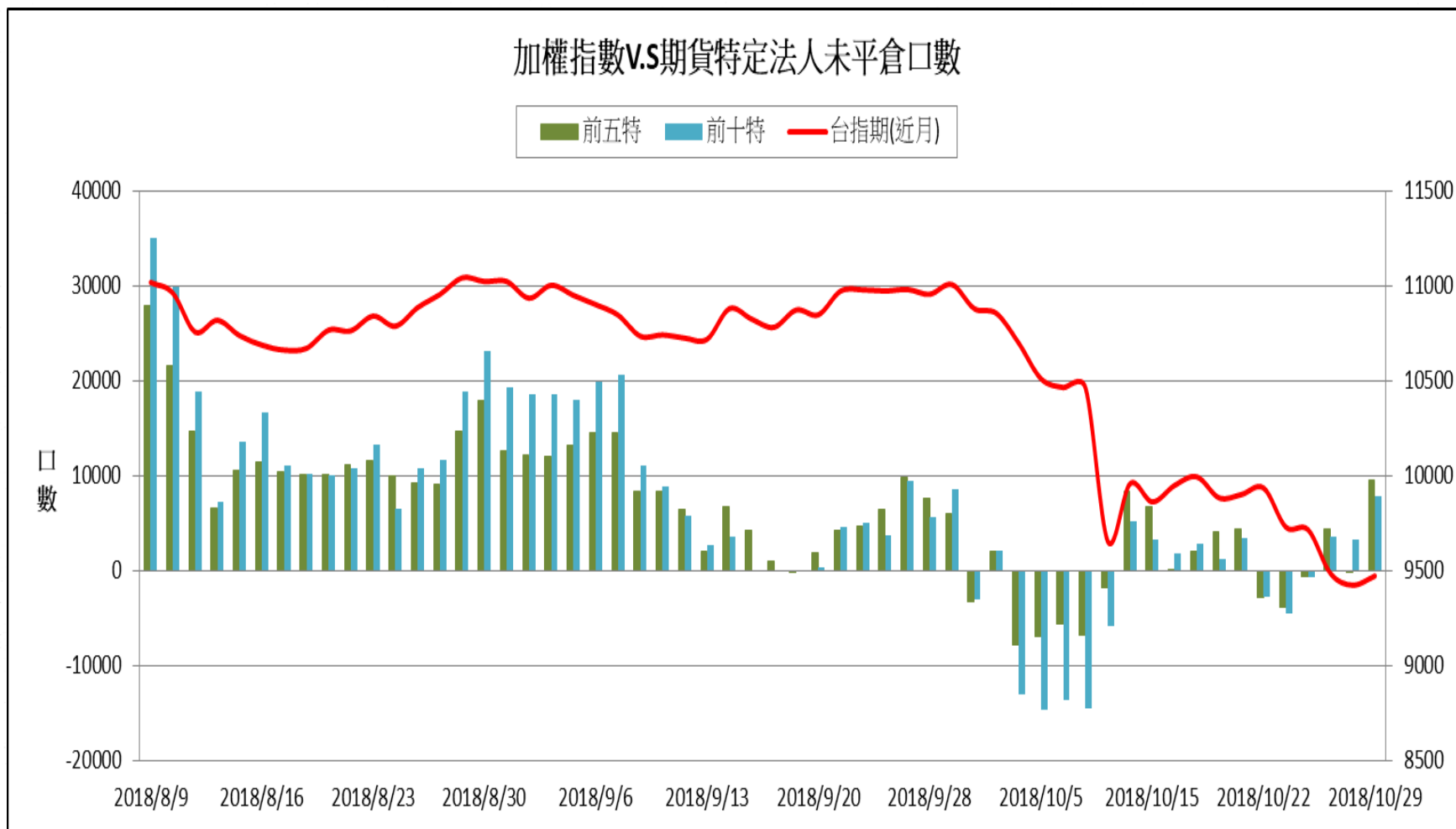


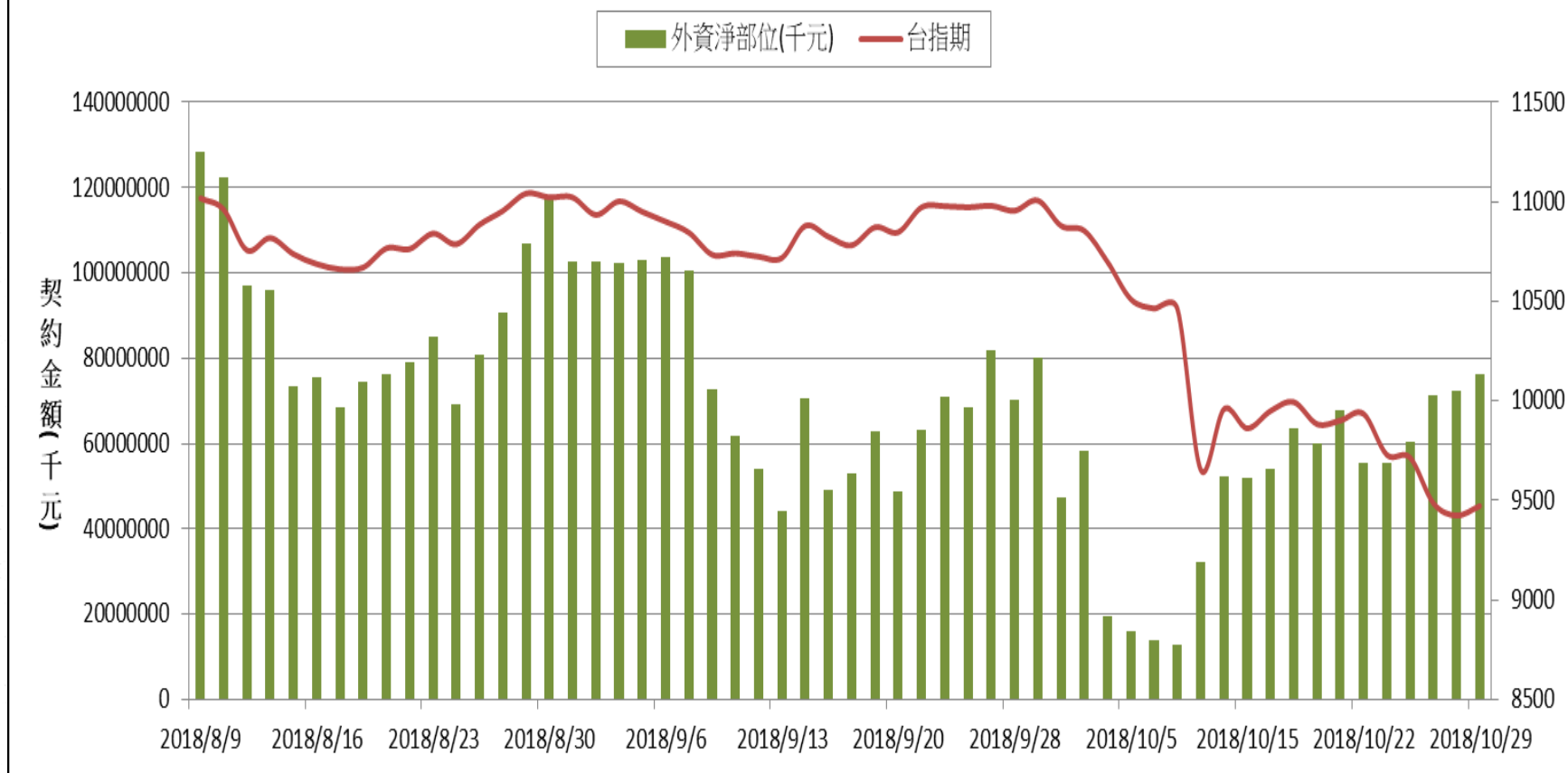
### 選擇權三大法人未平倉口數 V.S 台指期(近月)

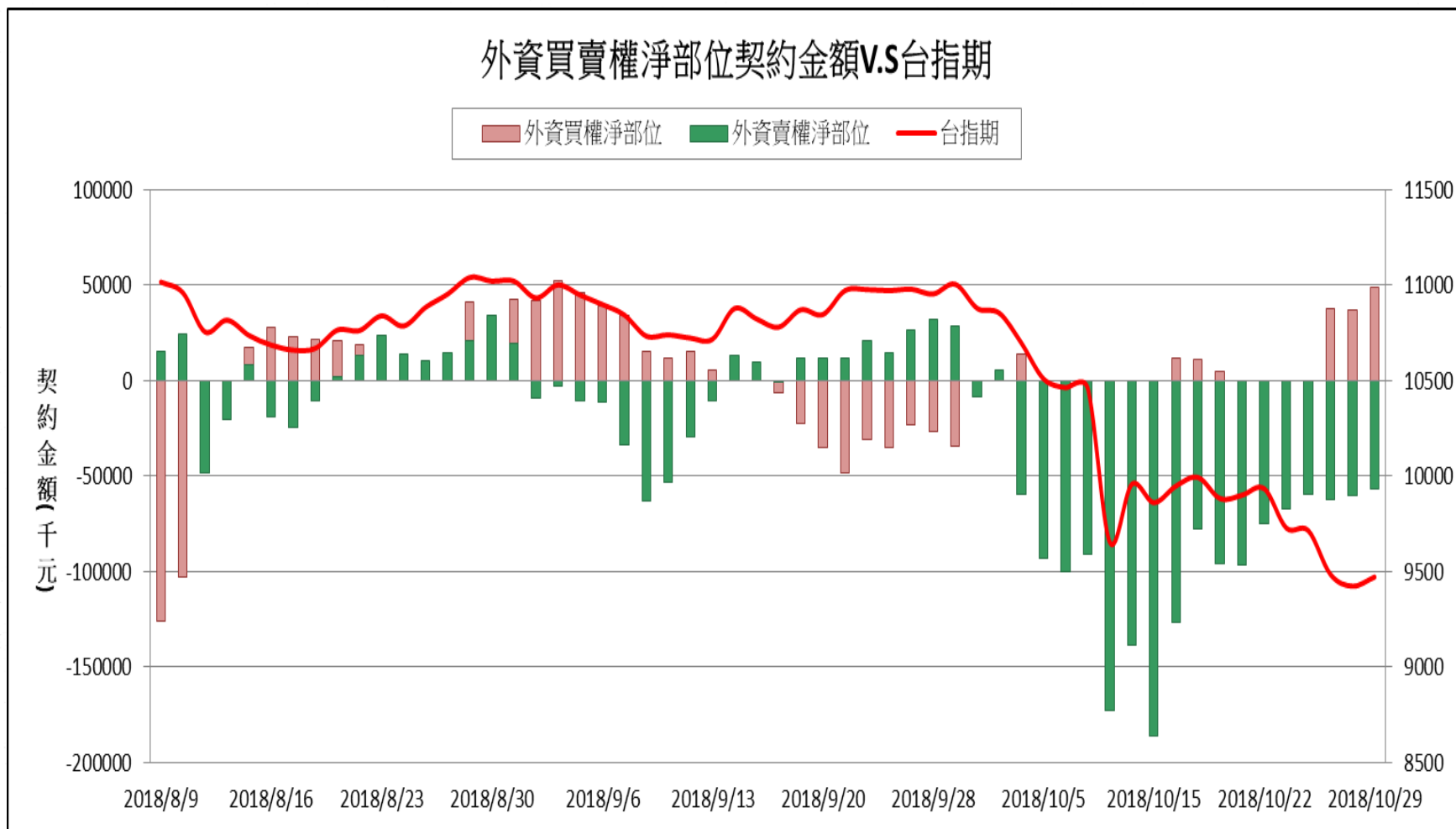


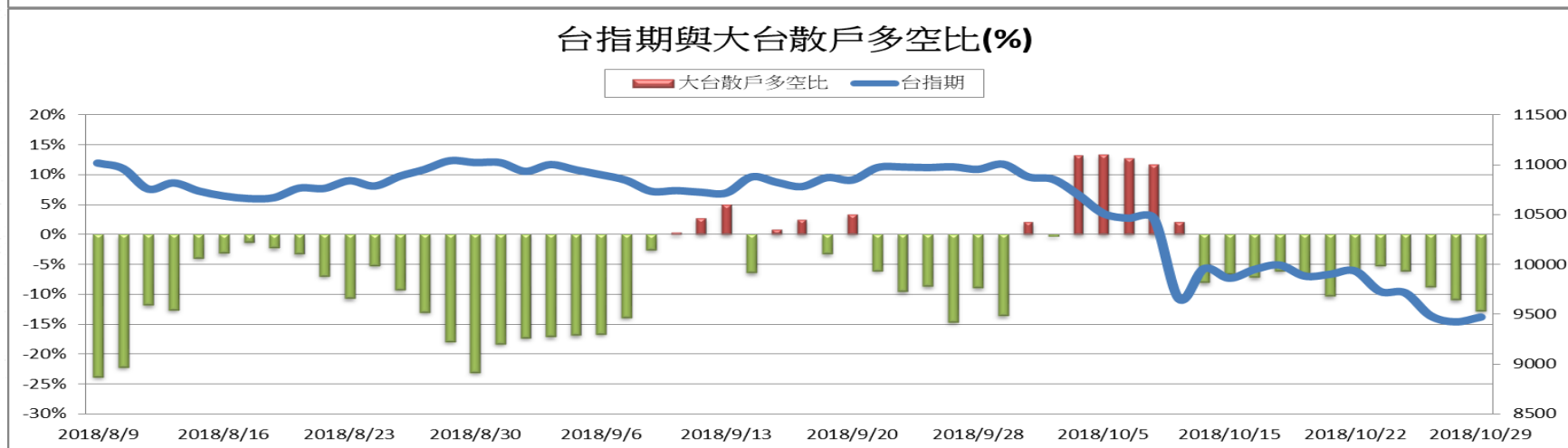
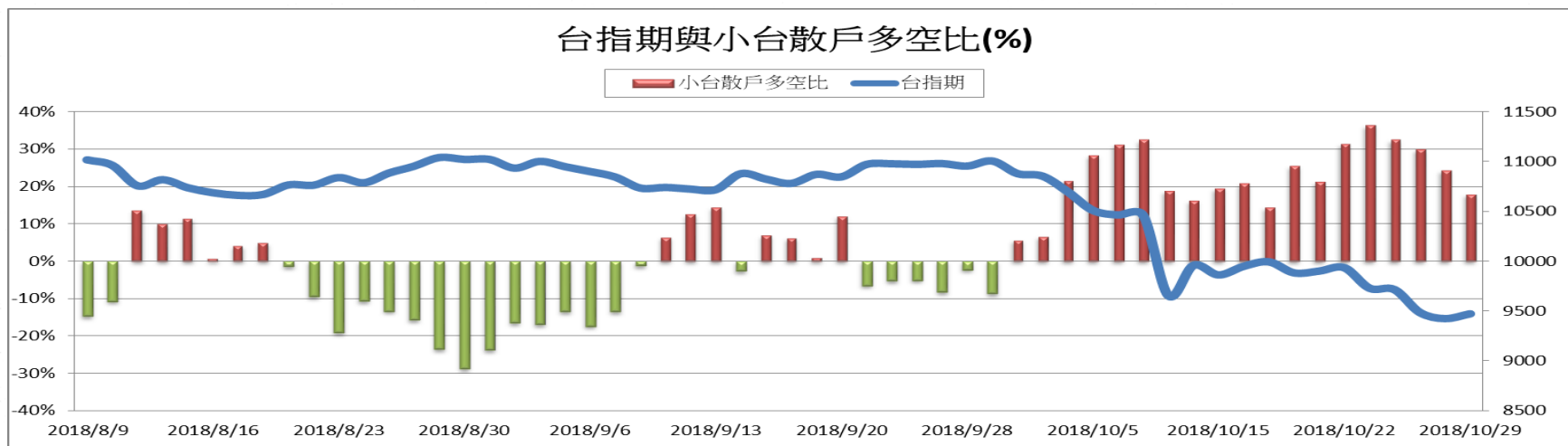




### 外資台指期與選擇權淨部位契約金額V.S台指期









買 權			201811	賣 權		
Vol	OI變化	OI	履約價	OI	OI變化	Vol
0	0	0	8000		3133 (+149)	2875
0	0	0	8100		610 (+200)	448
0	0	20	8200		3047 (-29)	1713
3	(-3)	30	8300		11328 (+2039)	3926
1	(-1)	5	8400		4474 (+78)	2041
0	0	3	8500		5102 (+384)	2480
0	0	334	8600		3832 (+149)	1581
257	(+205)	216	8700		5150 (-11)	2786
241	(+199)	455	8800		11483 (+4)	6352
209	(+198)	275	8900		4883 (+308)	3850
53	(-2)	340	9000		10881 (+841)	7554
210	(+97)	418	9100		6789 (+363)	6678
78	(+16)	602	9200		7323 (+296)	3844
514	(+240)	1035	9300		8358 (+84)	3454
2150	(+191)	2283	9400		7071 (+61)	5666
4137	(+767)	4303	9500		9034 (+315)	6994
5331	(+642)	5668	9600		6865 (+203)	4189
7314	(+1108)	6569	9700		7007 0	1194
8695	(+1387)	11511	9800		7306 (-109)	779
9161	(+186)	10817	9900		4656 (-111)	238
9586	(+2032)	18975	10000		3276 (-1)	351
7080	(+733)	13069	10100		1903 (-24)	32
5393	(+522)	14914	10200		1517 (-13)	28
2626	(+296)	14133	10300		3443 (-18)	19
1494	(-208)	11973	10400		1868 0	9
2619	(+696)	12965	10500		5198 (+7)	35
1254	(+359)	9950	10600		1515 (-8)	10
366	(+18)	5808	10700		1321 0	1
822	(+510)	14182	10800		1625 (-4)	5
380	(+18)	5014	10900		272 0	4
914	(+223)	6381	11000		190 0	0
466	(+47)	2655	11100		110 0	1
396	(-39)	3404	11200		60 0	0
520	(+210)	4108	11300		61 0	0
69	(+3)	2940	11400		66 0	0
32	(-24)	1832	11500		38 0	0
7	0	2219	11600		0 0	0
0	0	2346	11700		1 0	0
2	(-2)	1966	11800		4 0	0
0	0	762	11900		3 0	0
0	0	1668	12000		1 0	0
4	0	907	12100		5 (+4)	4
0	0	356	12200		0 0	0
2	0	525	12300		0 0	0
1	0	242	12400		3 0	0
1	0	89	12500		0 0	0
3	(-1)	586	12600		0 0	0
25	(-25)	568	12700		0 0	0
3	(-3)	614	12800		0 0	0